

Marchio / Brand ZUCCHETTI

Classe / Class LAB

TODD

ZTD665

Termostatico incasso doccia, con 3 rubinetti d'arresto. / Built-in thermostatic shower mixer with 3 stop valves.








Termostatico incasso doccia da 1/2", con 3 rubinetti d'arresto. Installazione possibile sia in verticale che in orizzontale.
1/2" built-in thermostatic shower mixer with 3 stop valves. Both vertical and horizontal installation possible.

R97822

Parte incasso. / Built-in part.



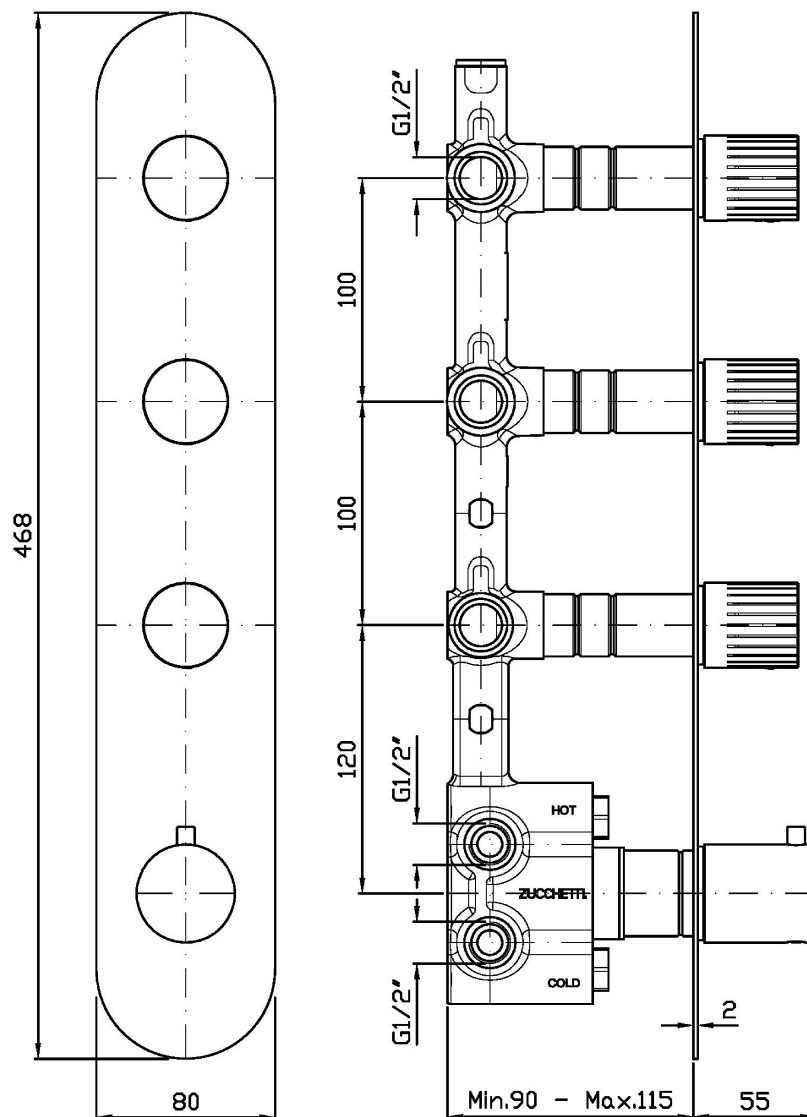
Finiture / Finishes

				
Cromo / Chrome	Nickel Spazzolato / Brushed Nickel	Oro spazzolato / Brushed Gold	Metal Black spazzolato / Brushed Metal Black	Nero Opaco Goffrato / Embossed Matt Black

TODD

ZTD665

Disegno Complessivo / Overall Drawing



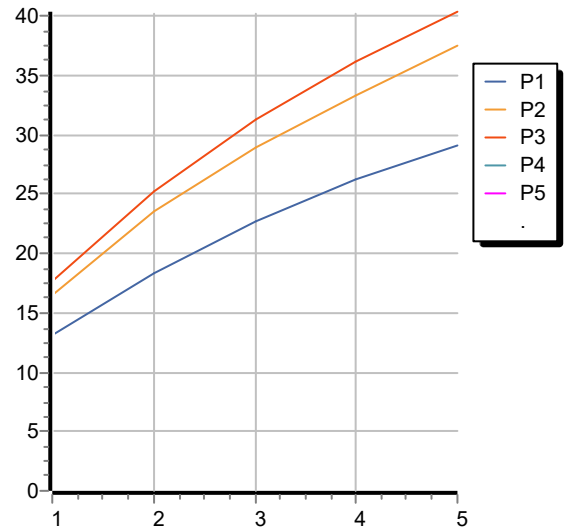
Note / Notes

TODD

ZTD665

Portate / Flowrates (lt/min)

PRESSIONE PRESSURE	1 BAR	2 BAR	3 BAR	4 BAR	5 BAR
1 RUBINETTO APERTO <i>P1</i>	13,2	18,4	22,7	26,2	29,2
2 RUBINETTO APERTI 2 TAPS OPENED <i>P2</i>	16,5	23,6	29	33,3	37,6
3 RUBINETTO APERTI 3 TAPS OPENED <i>P3</i>	17,7	25,3	31,3	36,2	40,4
<i>P4</i>					
<i>P5</i>					



TODD

ZTD665

Pesi e Misure / Weights and Sizes

Peso (Kg) Weight (lb)	2,20 (Kg)	4,85 (lb)
Volume test (dc3) - (in3)	15,98 (dc3)	975,16 (in3)
h (mm) - (in)	90,00 (mm)	3,54 (in)
L1 (mm) - (in)	335,00 (mm)	13,19 (in)
L2 (mm) - (in)	530,00 (mm)	20,87 (in)

