


GILL

ZT2806

Termostatico incasso doccia con deviatore 2/3 vie. / Built-in thermostatic shower mixer, 2/3 way diverter.



Termostatico incasso doccia da 3/4" e deviatore a 2/3 vie con apertura/chiusura acqua. Installazione possibile sia in verticale che in orizzontale.

3/4" built-in thermostatic shower mixer and 2/3 way diverter with water on/off function. Both vertical and horizontal installation possible.

R96734

Parte incasso, deviatore a 2 vie. / Built-in part,
2 way diverter



R96735

Parte incasso, deviatore a 3 vie. / Built-in part,
3 way diverter.



GILL

ZT2806

Finiture / Finishes




Cromo / Chrome




C3

Nickel Spazzolato / Brushed Nickel




C41

Oro spazzolato / Brushed Gold




C51

Metal Black spazzolato / Brushed Metal Black



N1

Nero Opaco Goffrato / Embossed Matt Black



N6

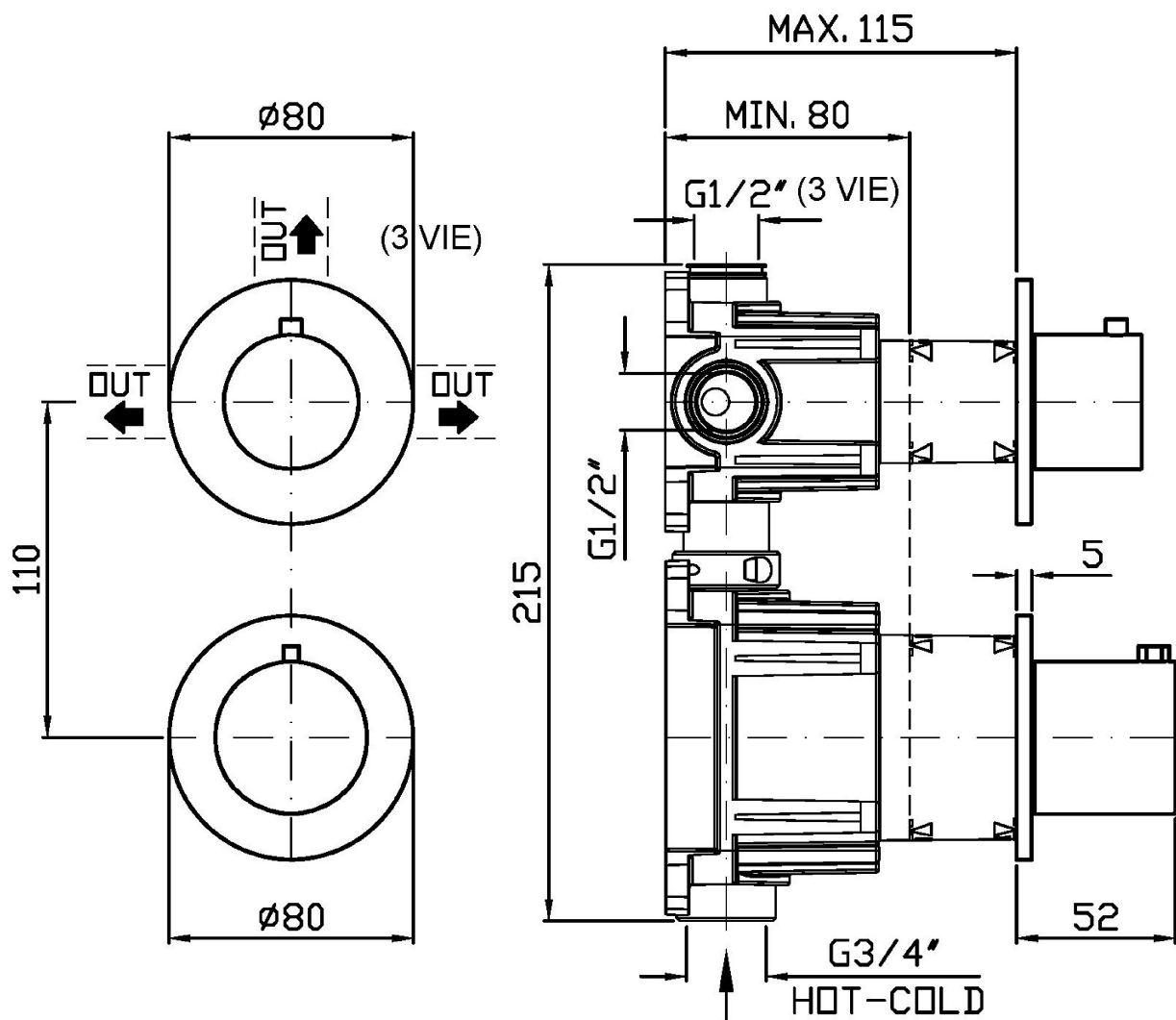
Nero opaco / Matt black

Note / Notes

GILL

ZT2806

Disegno Complessivo / Overall Drawing

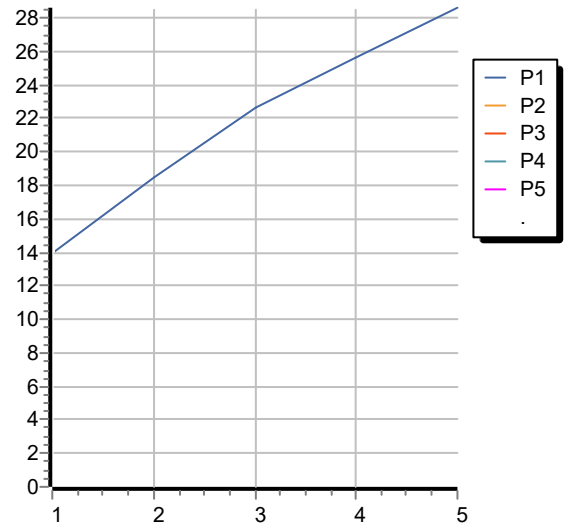


GILL

ZT2806

Portate / Flowrates (lt/min)

PRESSIONE PRESSURE	1 BAR	2 BAR	3 BAR	4 BAR	5 BAR
DEVIATORE <i>P1</i>	14	18,5	22,6	25,6	28,6
<i>P2</i>					
<i>P3</i>					
<i>P4</i>					
<i>P5</i>					



GILL

ZT2806

Pesi e Misure / Weights and Sizes

Peso (Kg) Weight (lb)	1,45 (Kg)	3,20 (lb)
Volume test (dc3) - (in3)	7,50 (dc3)	457,68 (in3)
h (mm) - (in)	90,00 (mm)	3,54 (in)
L1 (mm) - (in)	250,00 (mm)	9,84 (in)
L2 (mm) - (in)	333,00 (mm)	13,11 (in)

