

Marchio / Brand ZUCCHETTI

Classe / Class WW

PAN

ZP8729

Rubinetto d'arresto. / Wall valve.



Rubinetto d'arresto incasso diritto da 1/2" x 1/2".

1/2" wall valve.

R99779

Parte incasso. / Built-in part.



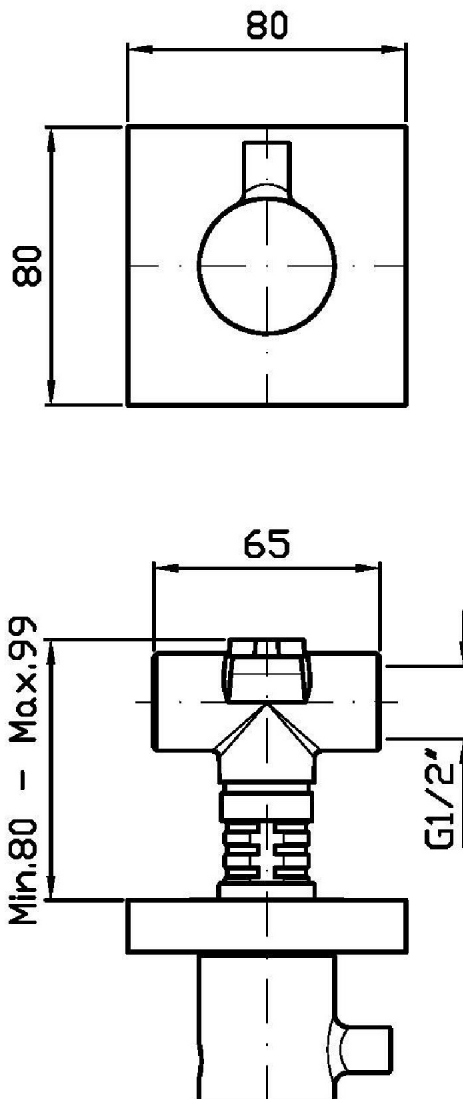
Finiture / Finishes

	 C3	 C8	 C40	 C41	 C50	 C51	 W1
Croma / Chrome	Nickel Spazzolato / Brushed Nickel	Nickel Lucido / Polished Nickel	Oro / Gold	Oro spazzolato / Brushed Gold	Metal Black / Metal Black	Metal Black spazzolato / Brushed Metal Black	Bianco Opaco Goffrato / Embossed Matt White
	 N6						
Nero Opaco Goffrato / Embossed Matt Black	Nero opaco / Matt black						

PAN

ZP8729

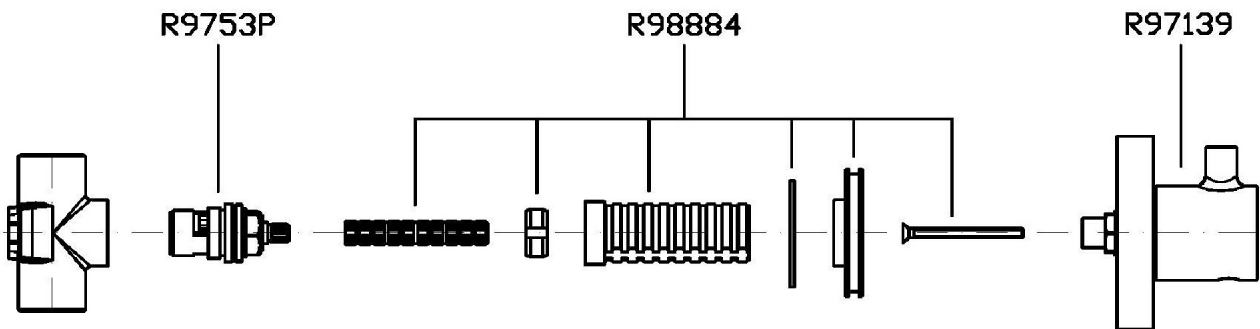
Disegno Complessivo / Overall Drawing



PAN

ZP8729

Esplosi / Exploded

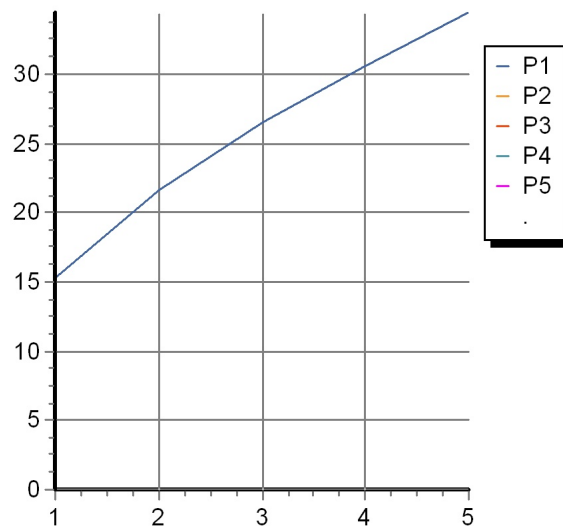


PAN

ZP8729

Portate / Flowrates (lt/min)

PRESSIONE PRESSURE	1 BAR	2 BAR	3 BAR	4 BAR	5 BAR
1 RUBINETTO APERTO <i>P1</i>	15,3	21,7	26,6	30,6	34,5
<i>P2</i>					
<i>P3</i>					
<i>P4</i>					
<i>P5</i>					



PAN

ZP8729

Pesi e Misure / Weights and Sizes

Peso (Kg) Weight (lb)	1,12 (Kg)	2,47 (lb)
Volume test (dc3) - (in3)	3,32 (dc3)	202,60 (in3)
h (mm) - (in)	93,00 (mm)	3,66 (in)
L1 (mm) - (in)	162,00 (mm)	6,38 (in)
L2 (mm) - (in)	220,00 (mm)	8,66 (in)

