


ISY22

ZIS6802.C50

Termostatico incasso doccia con 2 rubinetti d'arresto. / Built-in thermostatic shower mixer 2 stop valves.



Termostatico incasso doccia da 3/4", con 2 rubinetti d'arresto. Installazione possibile sia in verticale che in orizzontale.

3/4" built-in thermostatic shower mixer with 2 stop valves. Both vertical and horizontal installation possible.

R96731

Parte incasso / Built-in part



Marchio / Brand ZUCCHETTI

Classe / Class WW

ISY22

ZIS6802.C50 Finiture / Finishes



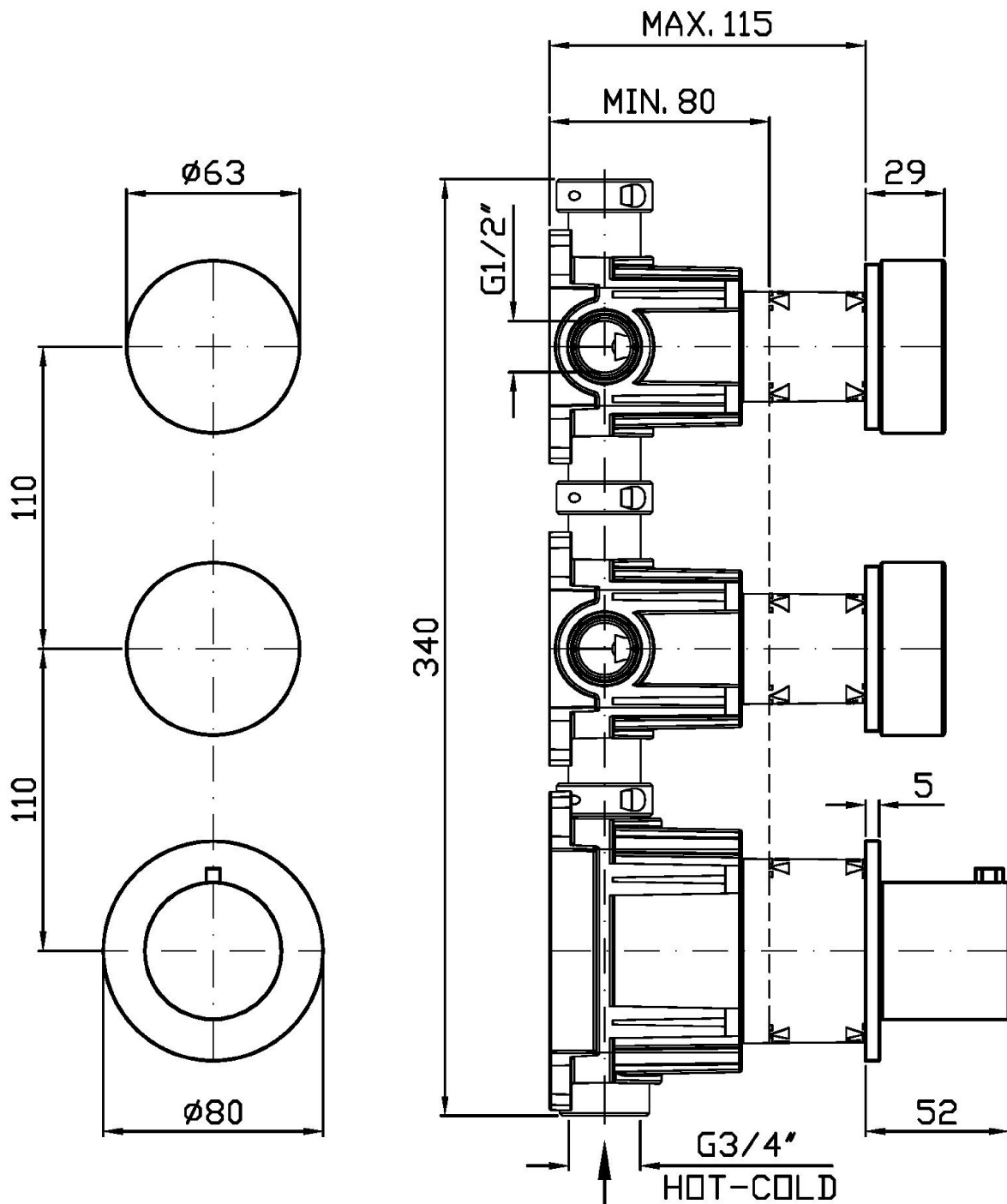
C50

Metal Black / Metal Black

Note / Notes

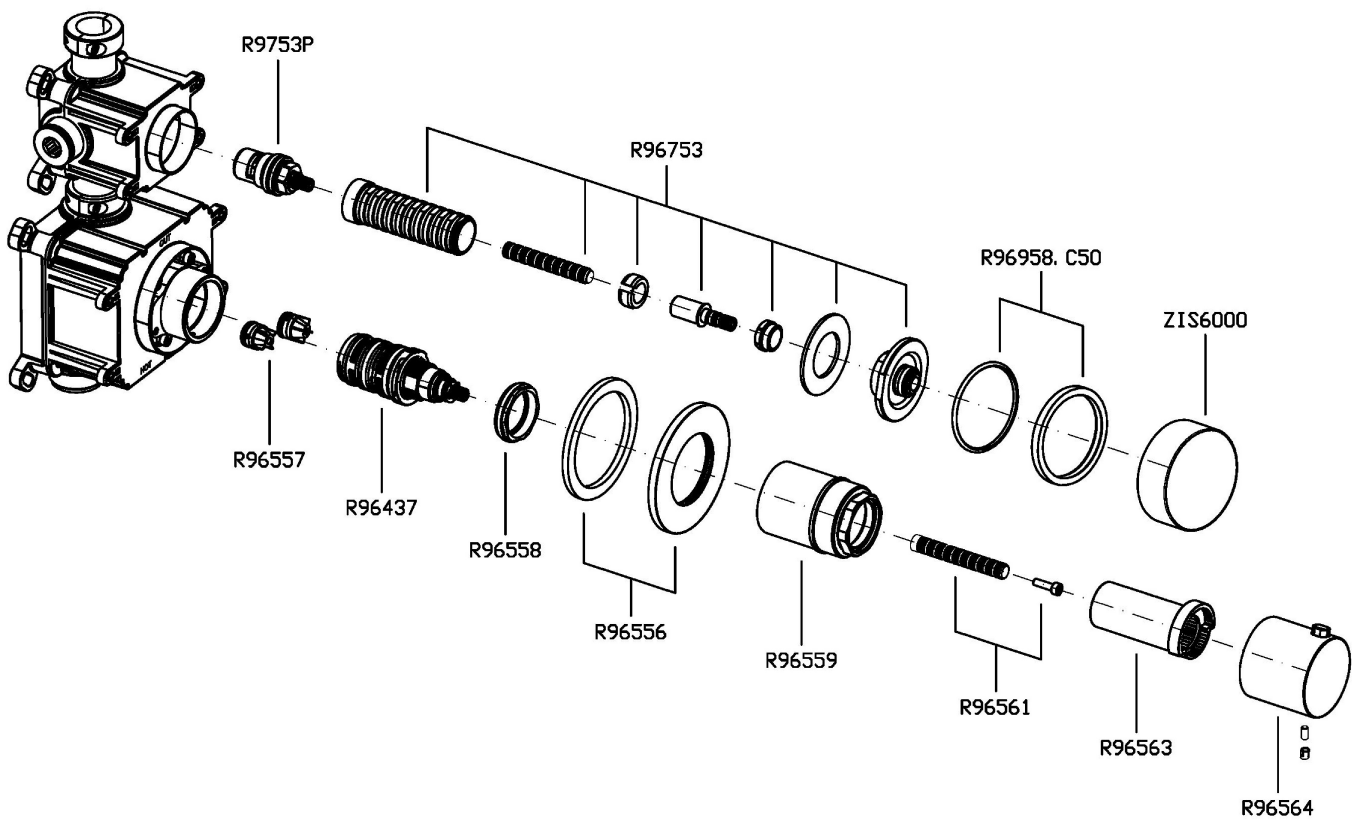
ISY22

ZIS6802.C50 Disegno Complessivo / Overall Drawing



ISY22

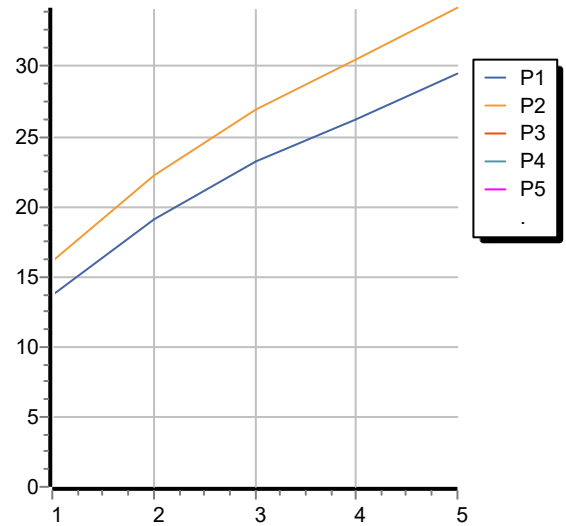
ZIS6802.C50 Esplosi / Exploded



ISY22

ZIS6802.C50 Portate / Flowrates (lt/min)

PRESSIONE PRESSURE	1 BAR	2 BAR	3 BAR	4 BAR	5 BAR
1 RUBINETTO APERTO <i>P1</i>	13,7	19,1	23,2	26,2	29,5
2 RUBINETTI APERTI 2 TAPS OPENED <i>P2</i>	16,1	22,2	27	30,5	34,2
<i>P3</i>					
<i>P4</i>					
<i>P5</i>					



ISY22

ZIS6802.C50 Pesì e Misure / Weights and Sizes

Peso (Kg) Weight (lb)	1,90 (Kg)	4,19 (lb)
Volume test (dc3) - (in3)	7,50 (dc3)	457,68 (in3)
h (mm) - (in)	90,00 (mm)	3,54 (in)
L1 (mm) - (in)	250,00 (mm)	9,84 (in)
L2 (mm) - (in)	333,00 (mm)	13,11 (in)

