


ISY22

ZIS6646.C50

Termostatico incasso doccia con deviatore 2/3 vie. Maniglie in marmo verde Aver. / Built-in thermostatic shower mixer, 2/3 way diverter. Green marble Aver handles.



Termostatico incasso doccia da 1/2" e deviatore a 2/3 vie con apertura/chiusura acqua. Installazione possibile sia in verticale che in orizzontale. Maniglie in marmo verde Aver.

1/2" built-in thermostatic shower mixer and 2/3 way diverter with water on/off function. Both vertical and horizontal installation possible. Green marble Aver handles.

R97810

Parte incasso termostatico 2 vie / Built-in part -
2 way thermostatic mixer



R97815

Parte incasso termostatico 3 vie / Built-in part -
3 way thermostatic mixer

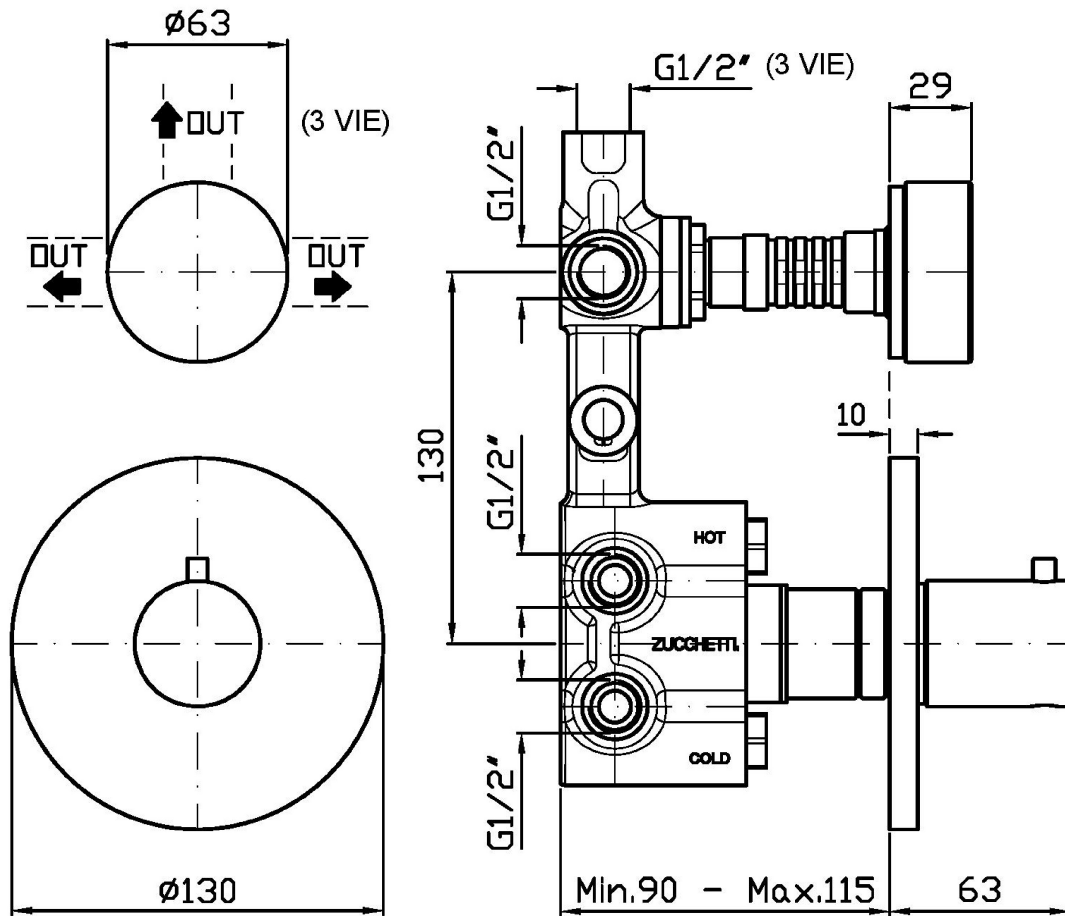


Finiture / Finishes

 C50
Metal Black / Metal Black

ISY22

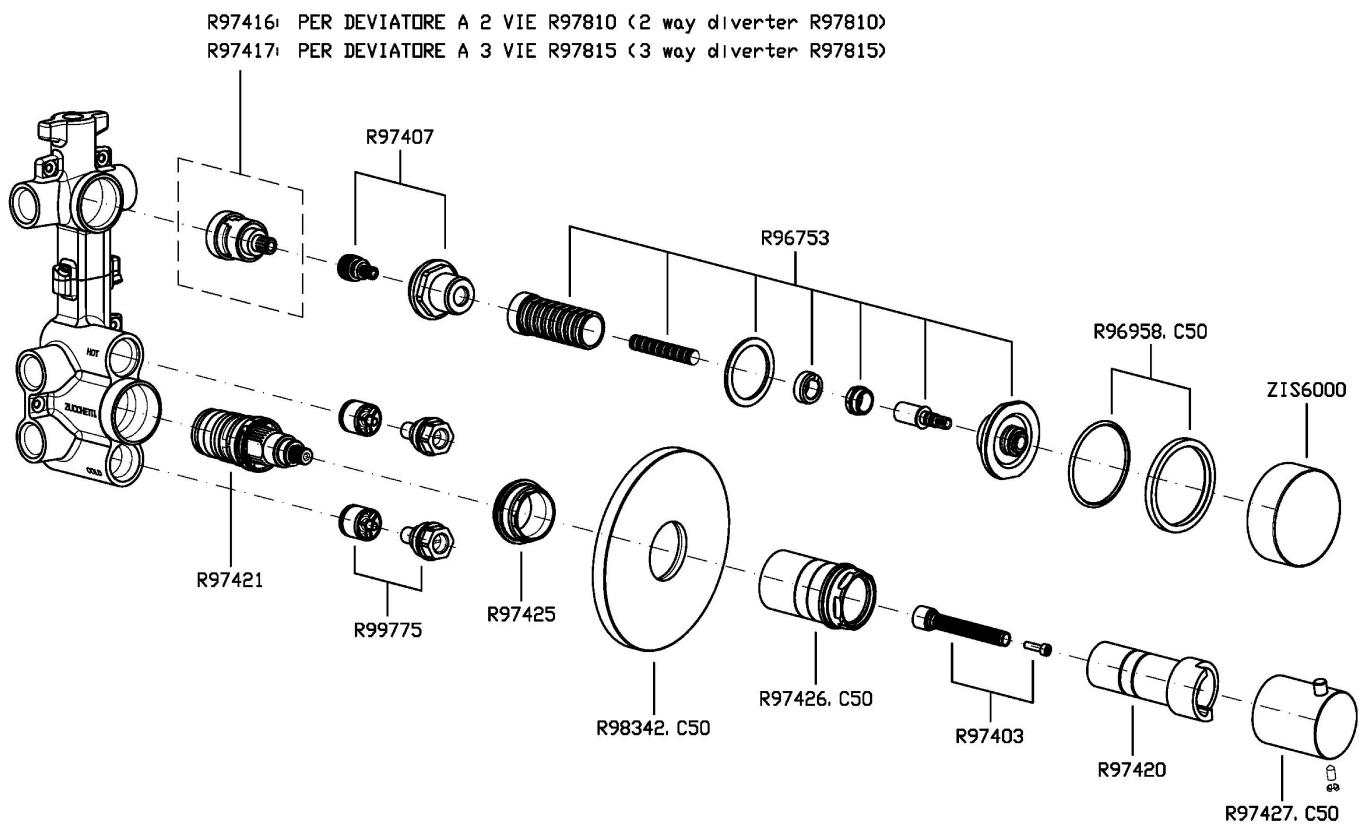
ZIS6646.C50 Disegno Complessivo / Overall Drawing



Note / Notes

ISY22

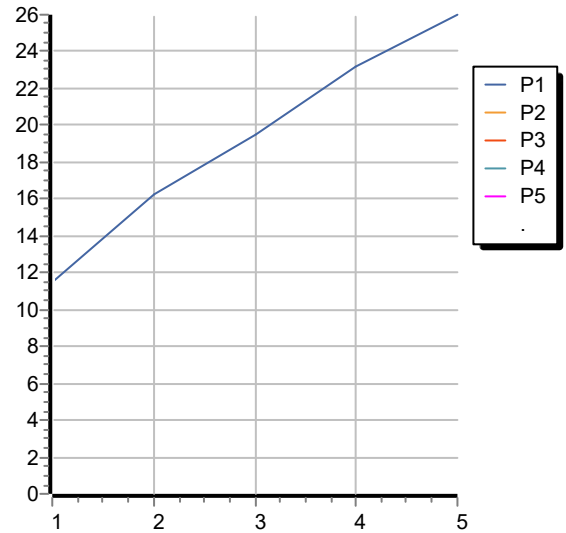
ZIS6646.C50 Esplosi / Exploded



ISY22

ZIS6646.C50 Portate / Flowrates (lt/min)

PRESSIONE PRESSURE	1 BAR	2 BAR	3 BAR	4 BAR	5 BAR
DEVIATORE <i>P1</i>	11,5	16,2	19,5	23,2	26
<i>P2</i>					
<i>P3</i>					
<i>P4</i>					
<i>P5</i>					



ISY22

ZIS6646.C50 Pesi e Misure / Weights and Sizes

Peso (Kg) Weight (lb)	1,80 (Kg)	3,97 (lb)
Volume test (dc3) - (in3)	11,00 (dc3)	671,26 (in3)
h (mm) - (in)	90,00 (mm)	3,54 (in)
L1 (mm) - (in)	335,00 (mm)	13,19 (in)
L2 (mm) - (in)	365,00 (mm)	14,37 (in)

