


## ISY22

ZIS4646.P91

Termostatico incasso doccia con deviatore 2/3 vie. Maniglie in marmo Calacatta oro. / Built-in thermostatic shower mixer, 2/3 way diverter. Calacatta gold marble handles.

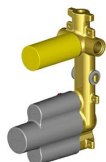


Termostatico incasso doccia da 1/2" e deviatore a 2/3 vie con apertura/chiusura acqua. Installazione possibile sia in verticale che in orizzontale. Maniglie in marmo Calacatta oro.

1/2" built-in thermostatic shower mixer and 2/3 way diverter with water on/off function. Both vertical and horizontal installation possible. Calacatta gold marble handles.

R97810

Parte incasso termostatico 2 vie / Built-in part -  
2 way thermostatic mixer




R97815

Parte incasso termostatico 3 vie / Built-in part -  
3 way thermostatic mixer

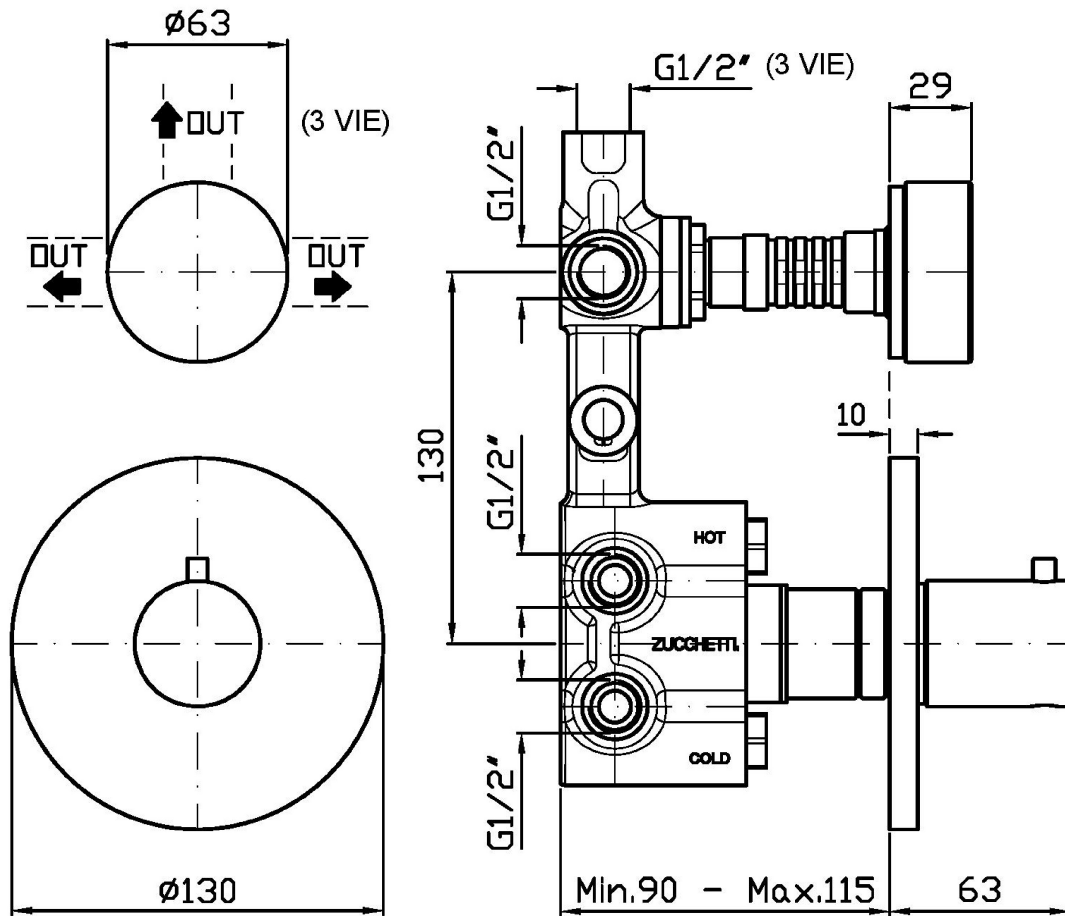


## Finiture / Finishes

 P91  
Brushed PVD Copper / Brushed PVD  
Copper

## ISY22

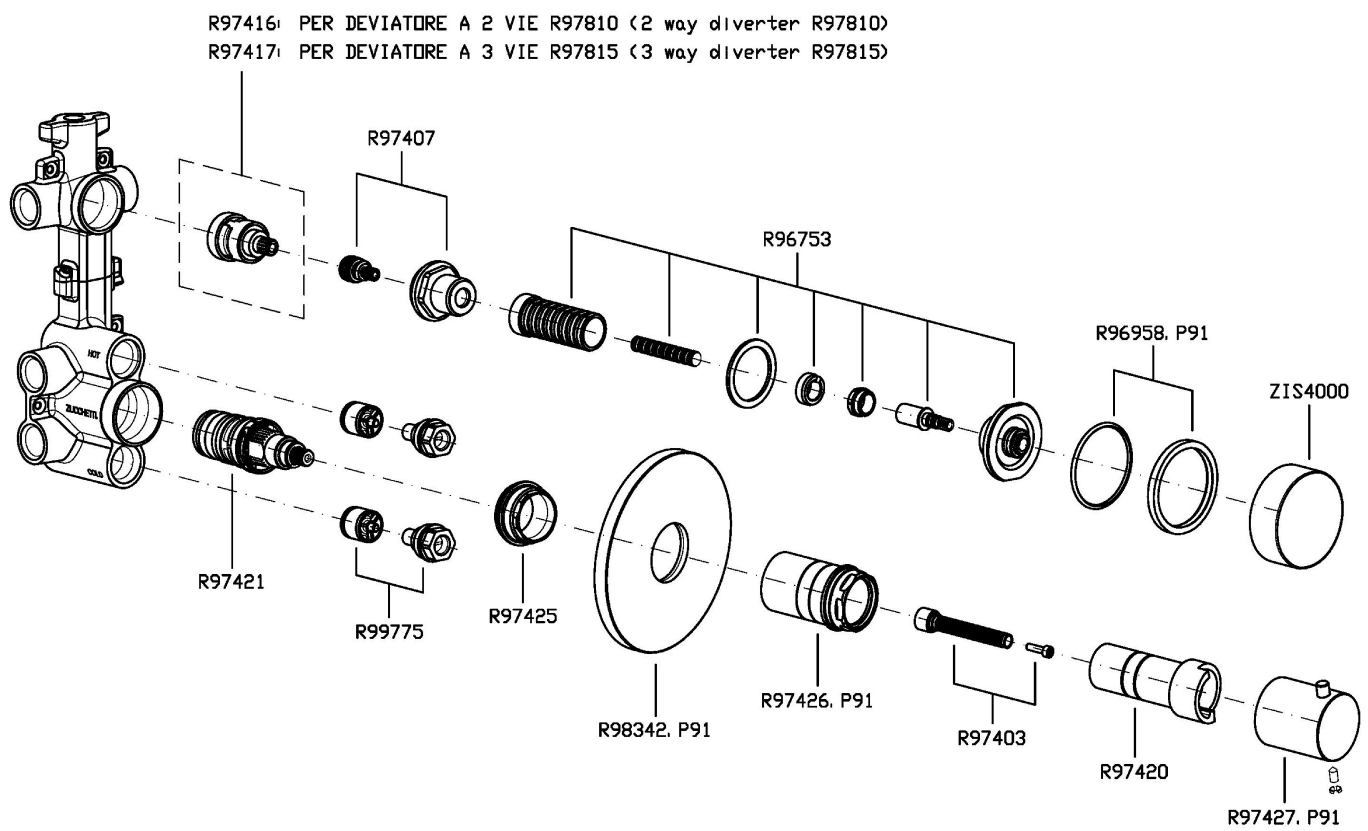
ZIS4646.P91 Disegno Complessivo / Overall Drawing



Note / Notes

## ISY22

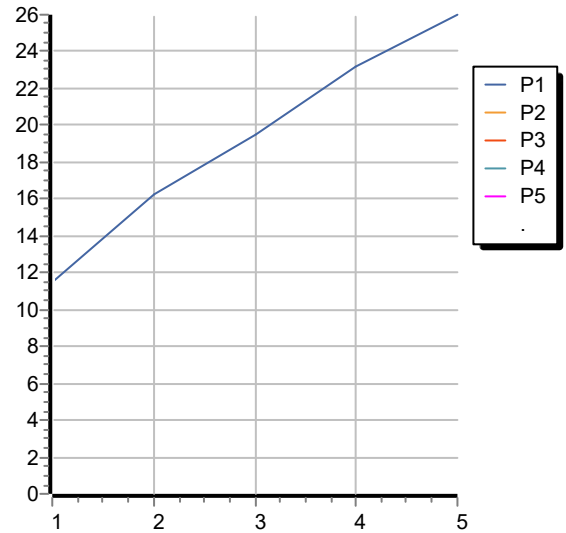
ZIS4646.P91 Esplosi / Exploded



## ISY22

ZIS4646.P91 Portate / Flowrates (lt/min)

PRESSIONE PRESSURE	1 BAR	2 BAR	3 BAR	4 BAR	5 BAR
DEVIATORE <i>P1</i>	11,5	16,2	19,5	23,2	26
<i>P2</i>					
<i>P3</i>					
<i>P4</i>					
<i>P5</i>					



## ISY22

ZIS4646.P91 Pesi e Misure / Weights and Sizes

Peso ( Kg ) Weight ( lb )	1,80 ( Kg )	3,97 ( lb )
Volume test ( dc3 ) - ( in3 )	11,00 ( dc3 )	671,26 ( in3 )
h ( mm ) - ( in )	90,00 ( mm )	3,54 ( in )
L1 ( mm ) - ( in )	335,00 ( mm )	13,19 ( in )
L2 ( mm ) - ( in )	365,00 ( mm )	14,37 ( in )

