

## JINGLE

ZIN121

Miscelatore monocomando incasso vasca-doccia. / Built-in single lever bath-shower mixer.



Miscelatore monocomando incasso vasca-doccia con deviatore.









Built-in single lever bath-shower mixer with diverter.

R99684

Parte incasso. / Built-in part.



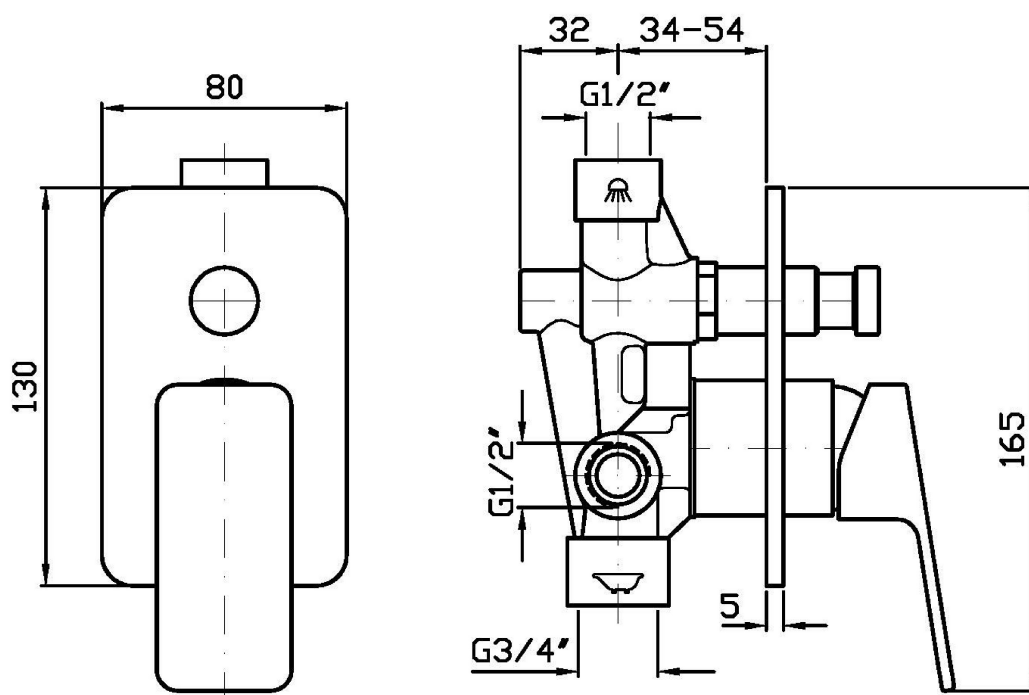
## Finiture / Finishes

|  |  |   |   |  |   |   |   |
|--|--|---|---|--|---|---|---|
|  Croma / Chrome                                  |  C3<br>Nickel Spazzolato / Brushed Nickel |  C8<br>Nickel Lucido / Polished Nickel |  C40<br>Oro / Gold |  C41<br>Oro spazzolato / Brushed Gold |  C50<br>Metal Black / Metal Black |  C51<br>Metal Black spazzolato / Brushed Metal Black |  W1<br>Bianco Opaco Goffrato / Embossed Matt White |
|  N1<br>Nero Opaco Goffrato / Embossed Matt Black |  |   |   |  |   |   |   |

## JINGLE

ZIN121

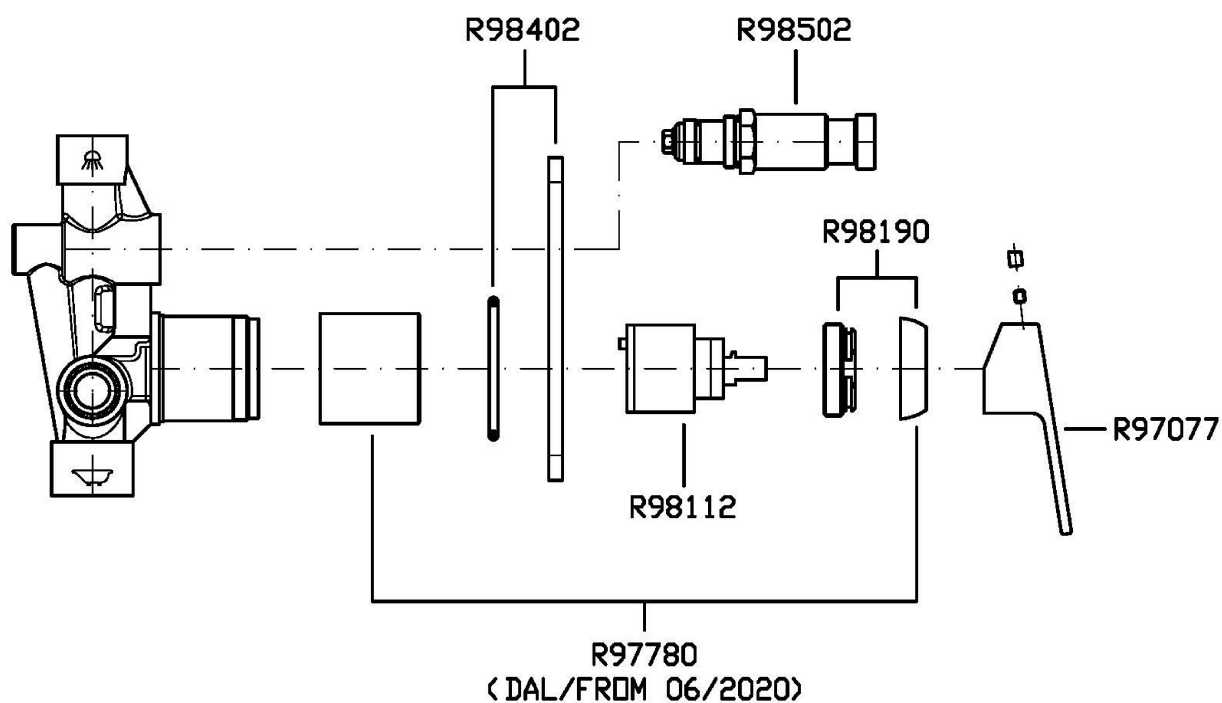
Disegno Complessivo / Overall Drawing



## JINGLE

ZIN121

Esplosi / Exploded

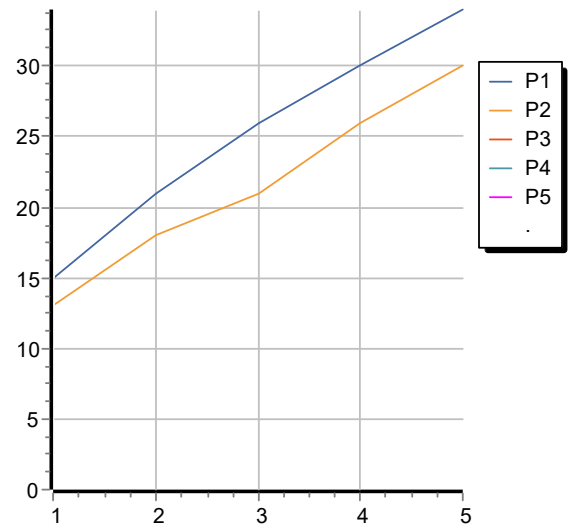


## JINGLE

ZIN121

Portate / Flowrates (lt/min)

| PRESSIONE<br>PRESSURE                              | 1 BAR | 2 BAR | 3 BAR | 4 BAR | 5 BAR |
|--|-------|-------|-------|-------|-------|
| USCITA PRIMARIA<br>PRIMARY OUTLET<br><i>P1</i>     | 15    | 21    | 26    | 30    | 34    |
| USCITA SECONDARIA<br>SECONDARY OUTLET<br><i>P2</i> | 13    | 18    | 21    | 26    | 30    |
| <i>P3</i>  |       |       |       |       |       |
| <i>P4</i>  |       |       |       |       |       |
| <i>P5</i>  |       |       |       |       |       |



## JINGLE

ZIN121

Pesi e Misure / Weights and Sizes

|                               |               |                |
|-------------------------------|---------------|----------------|
| Peso ( Kg ) Weight ( lb )     | 0,45 ( Kg )   | 0,99 ( lb )    |
| Volume test ( dc3 ) - ( in3 ) | 3,32 ( dc3 )  | 202,60 ( in3 ) |
| h ( mm ) - ( in )             | 93,00 ( mm )  | 3,66 ( in )    |
| L1 ( mm ) - ( in )            | 162,00 ( mm ) | 6,38 ( in )    |
| L2 ( mm ) - ( in )            | 220,00 ( mm ) | 8,66 ( in )    |

