

HELM

ZHL729.X

Rubinetto incasso / Wall valve.



Rubinetto incasso da 1/2", in acciaio inox AISI 316L.

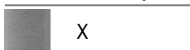
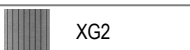
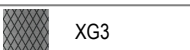
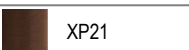
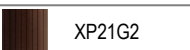
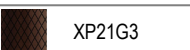
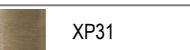
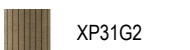
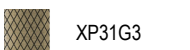

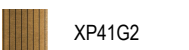
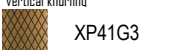
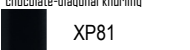
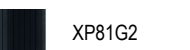
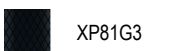

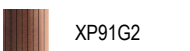
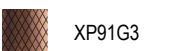
1/2" wall valve in AISI 316L stainless steel.

R99779

Parte incasso. / Built-in part.



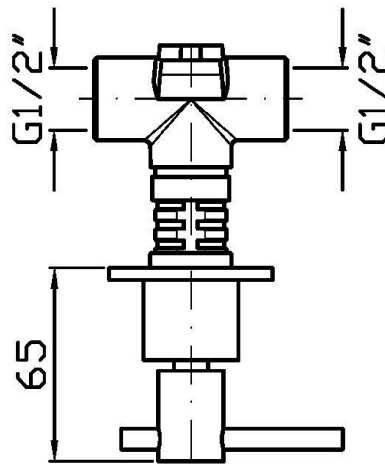
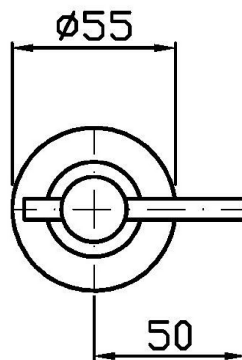
Finiture / Finishes

 X Acciaio inox spazzolato / Brushed stainless steel	 XG2 Acciaio inox spazz.-godr. verticale / Br. stainless steel-Vertical knurling	 XG3 Acciaio inox spazz.-godronatura diagonale / Br. stainless steel-diagonal knurling	 XP21 Brushed PVD chocolate / Brushed PVD chocolate	 XP21G2 Brushed PVD chocolate godronatura verticale / Brushed PVD chocolate vertical knurling	 XP21G3 Brushed PVD chocolate-godronatura diagonale / Brushed PVD chocolate-diagonal knurling	 XP31 Brushed PVD British gold / Brushed PVD British gold
 XP31G2 Br. PVD British gold-godr. verticale / Br. PVD British gold-vertical knurling	 XP31G3 Br. PVD British gold-godr. diagonale / Br. PVD British gold-diagonal knurling	 XP41 Brushed PVD gold / Brushed PVD gold	 XP41G2 Br. PVD gold-godronatura verticale / Brushed PVD gold-vertical knurling	 XP41G3 Br. PVD gold-godr. diagonale / Br. PVD gold-diagonal knurling	 XP81 PVD Brushed Total Black / PVD Brushed Total Black	 XP81G2 Br. PVD Total Black-godr. verticale / Br. PVD Total Black-vertical knurling
 XP81G3 Br. PVD Total Black-godr. diagonale / Br. PVD Total Black-diagonal knurling	 XP91 Brushed PVD copper / Brushed PVD copper	 XP91G2 Br. PVD copper-godr. verticale / Br. PVD copper-vertical knurling	 XP91G3 Br. PVD copper-godr. diagonale / Br. PVD copper-diagonal knurling			

HELM

ZHL729.X

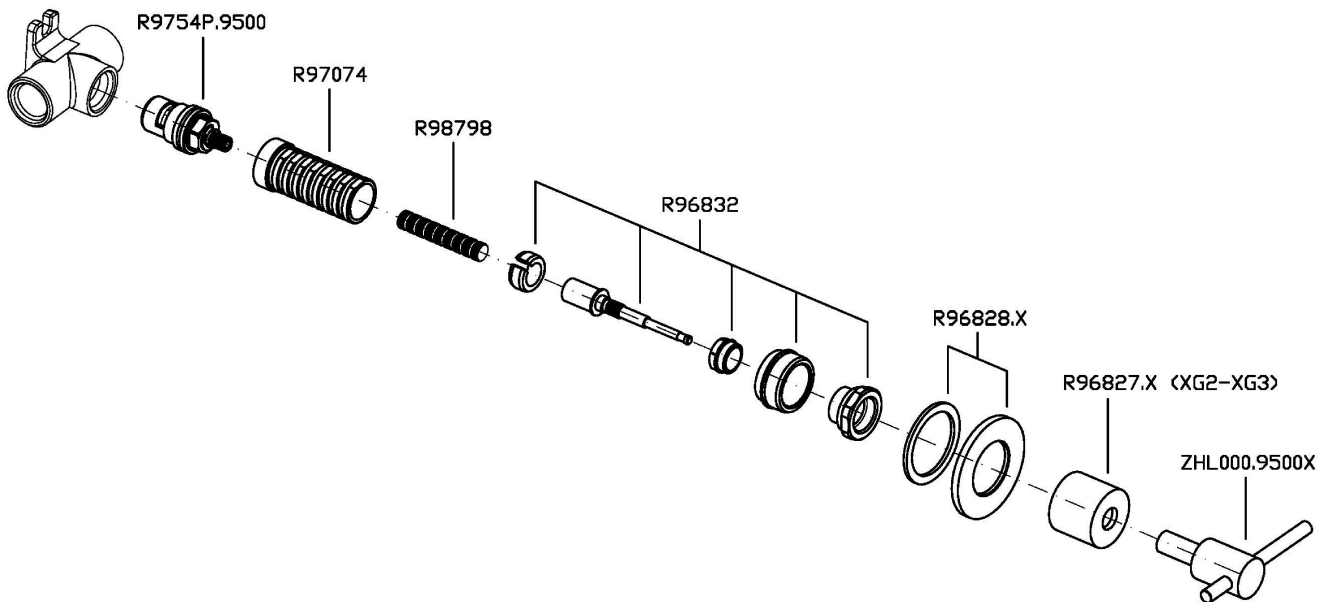
Disegno Complessivo / Overall Drawing



HELM

ZHL729.X

Esplosi / Exploded

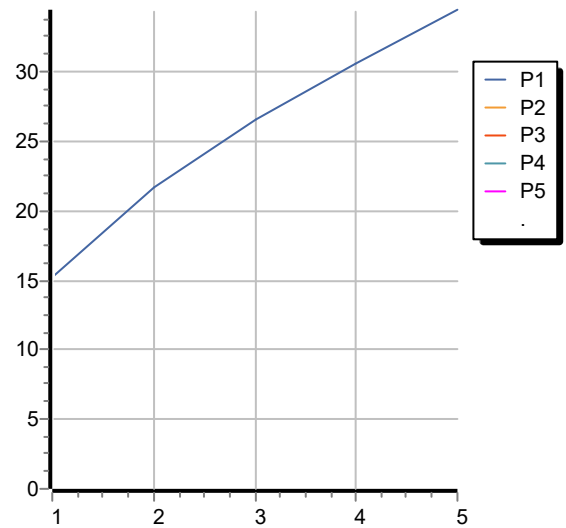


HELM

ZHL729.X

Portate / Flowrates (lt/min)

PRESSIONE PRESSURE	1 BAR	2 BAR	3 BAR	4 BAR	5 BAR
1 RUBINETTO APERTO <i>P1</i>	15,3	21,7	26,6	30,6	34,5
<i>P2</i>					
<i>P3</i>					
<i>P4</i>					
<i>P5</i>					



HELM

ZHL729.X

Pesi e Misure / Weights and Sizes

Peso (Kg) Weight (lb)	0,50 (Kg)	1,10 (lb)
Volume test (dc3) - (in3)	1,21 (dc3)	73,84 (in3)
h (mm) - (in)	73,00 (mm)	2,87 (in)
L1 (mm) - (in)	127,00 (mm)	5,00 (in)
L2 (mm) - (in)	130,00 (mm)	5,12 (in)

