


Marchio / Brand ZUCCHETTI

Classe / Class WW

OCTO

Z94623

Deviatore a 2 vie. / 2 way diverter.



Deviatore a 2 vie senza apertura/chiusura acqua, uscite da 1/2".
Da abbinare ad un miscelatore monocomando incasso doccia.

2 way diverter without water on/off function, 1/2" outlets.
To be combined to a built-in single lever shower mixer.

R96737

Parte incasso deviatore 2 vie. / Built-in part - 2
way diverter.



OCTO

Z94623

Finiture / Finishes



Cromo / Chrome




C3

Nickel Spazzolato / Brushed Nickel




C8

Nickel Lucido / Polished Nickel




C50

Metal Black / Metal Black



C51

Metal Black spazzolato / Brushed Metal Black



N6

Nero opaco / Matt black



P21

PVD brushed chocolate / PVD brushed chocolate



P31

Brushed PVD British gold / Brushed PVD British gold



P41

PVD Oro Spazzolato / PVD Brushed Gold



P81

Brushed total black PVD / Brushed total black PVD



P91

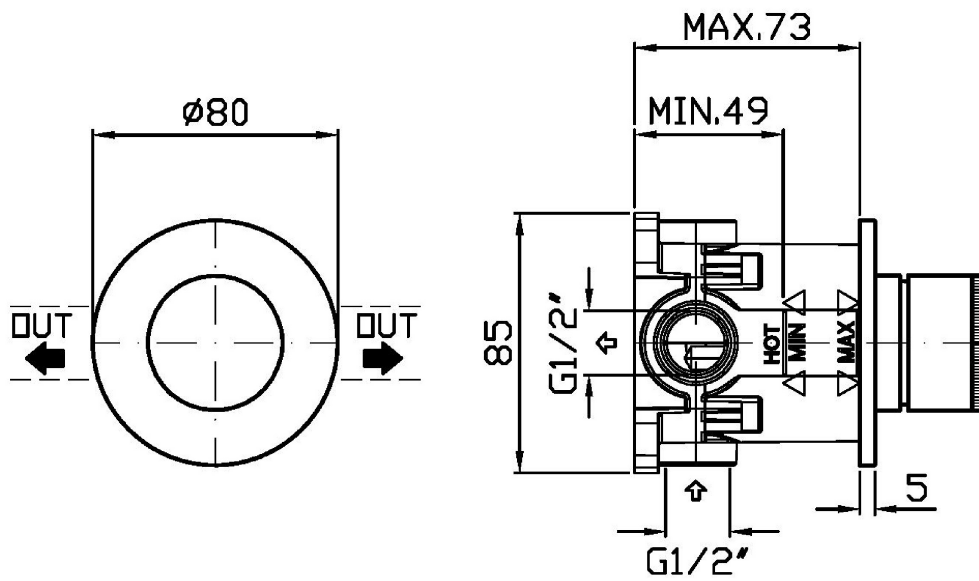
Brushed PVD Copper / Brushed PVD Copper

Note / Notes

OCTO

Z94623

Disegno Complessivo / Overall Drawing

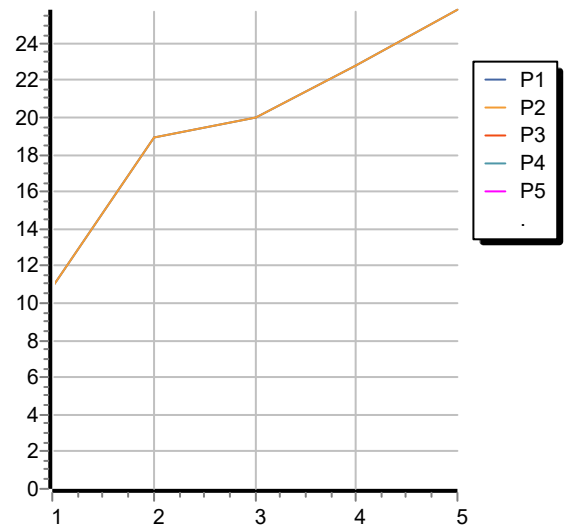


OCTO

Z94623

Portate / Flowrates (lt/min)

PRESSIONE PRESSURE	1 BAR	2 BAR	3 BAR	4 BAR	5 BAR
P1 DEV. USCITA 1 DIV. OUTLET 1	10,9	18,9	20	22,8	25,8
P2 DEV. USCITA 2 DIV. OUTLET 2	10,9	18,9	20	22,8	25,8
P3					
P4					
P5					



OCTO

Z94623

Pesi e Misure / Weights and Sizes

Peso (Kg) Weight (lb)	0,65 (Kg)	1,43 (lb)
Volume test (dc3) - (in3)	1,21 (dc3)	73,84 (in3)
h (mm) - (in)	73,00 (mm)	2,87 (in)
L1 (mm) - (in)	127,00 (mm)	5,00 (in)
L2 (mm) - (in)	130,00 (mm)	5,12 (in)

