


## PAN S

Z94617

Deviatore 2 vie. / 2 way diverter.



Deviatore 2 vie senza apertura/chiusura acqua, uscite da 1/2".

2 way diverter without water on/off function, 1/2" outlets.

R96737

Parte incasso deviatore 2 vie. / Built-in part - 2 way diverter.



## PAN S

Z94617

### Finiture / Finishes




Cromo / Chrome




**C3**

Nickel Spazzolato / Brushed Nickel



**C51**

Metal Black spazzolato / Brushed Metal Black



**N6**

Nero opaco / Matt black



**P21**

PVD brushed chocolate / PVD brushed chocolate



**P31**

Brushed PVD British gold / Brushed PVD British gold



**P81**

Brushed total black PVD / Brushed total black PVD



**J3**

Glossy gesso / Glossy gesso



**K7**

Pearl cipria / Pearl cipria



**R6**

Pearl chili / Pearl chili



**V7**

Pearl salvia / Pearl salvia



**V8**

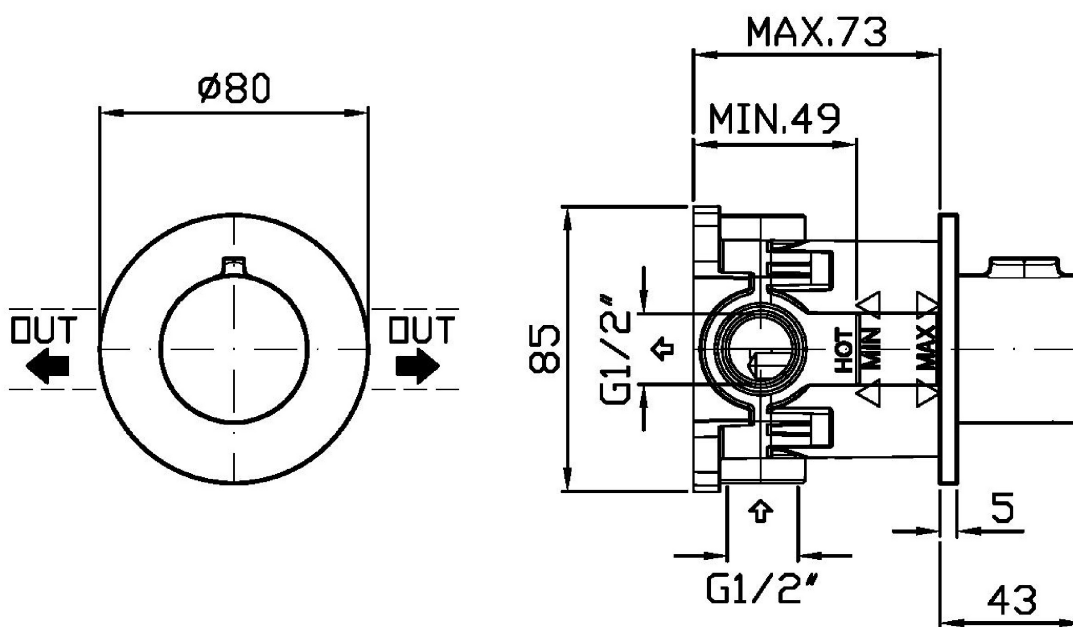
Matt mirto / Matt mirto

### Note / Notes

## PAN S

Z94617

Disegno Complessivo / Overall Drawing

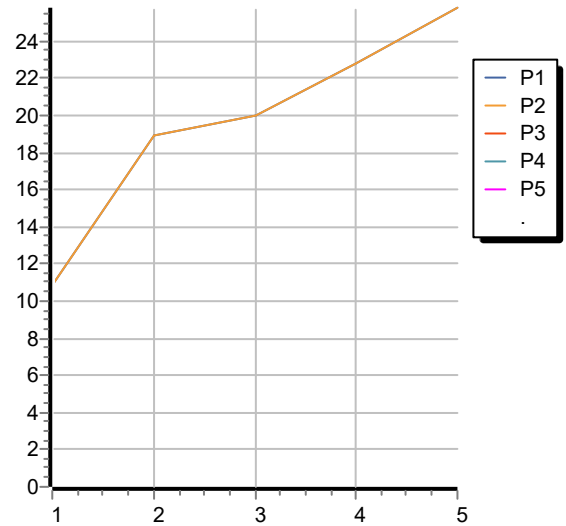


## PAN S

Z94617

Portate / Flowrates (lt/min)

PRESSIONE PRESSURE	1 BAR	2 BAR	3 BAR	4 BAR	5 BAR
USCITA PRIMARIA PRIMARY OUTLET <i>P1</i>	10,9	18,9	20	22,8	25,8
USCITA SECONDARIA SECONDARY OUTLET <i>P2</i>	10,9	18,9	20	22,8	25,8
<i>P3</i>					
<i>P4</i>					
<i>P5</i>					



## PAN S

Z94617

Pesi e Misure / Weights and Sizes

Peso ( Kg ) Weight ( lb )	0,65 ( Kg )	1,43 ( lb )
Volume test ( dc3 ) - ( in3 )	1,12 ( dc3 )	68,35 ( in3 )
h ( mm ) - ( in )	73,00 ( mm )	2,87 ( in )
L1 ( mm ) - ( in )	127,00 ( mm )	5,00 ( in )
L2 ( mm ) - ( in )	130,00 ( mm )	5,12 ( in )

