

SHOWER

Z93766

Bocca a cascata. / Blade flow spout.



Bocca di erogazione a cascata in acciaio inox.

Stainless steel blade flow spout

SHOWER

Z93766

Finiture / Finishes




Cromo / Chrome




Nickel Lucido / Polished Nickel




Oro / Gold




Oro spazzolato / Brushed Gold



Metal Black / Metal Black



Metal Black spazzolato /
Brushed Metal Black



Nero opaco / Matt black



Acciaio inox spazzolato /
Brushed stainless steel



Brushed PVD chocolate /
Brushed PVD chocolate



Brushed PVD British gold /
Brushed PVD British gold



Brushed PVD gold / Brushed
PVD gold



PVD Brushed Total Black /
PVD Brushed Total Black



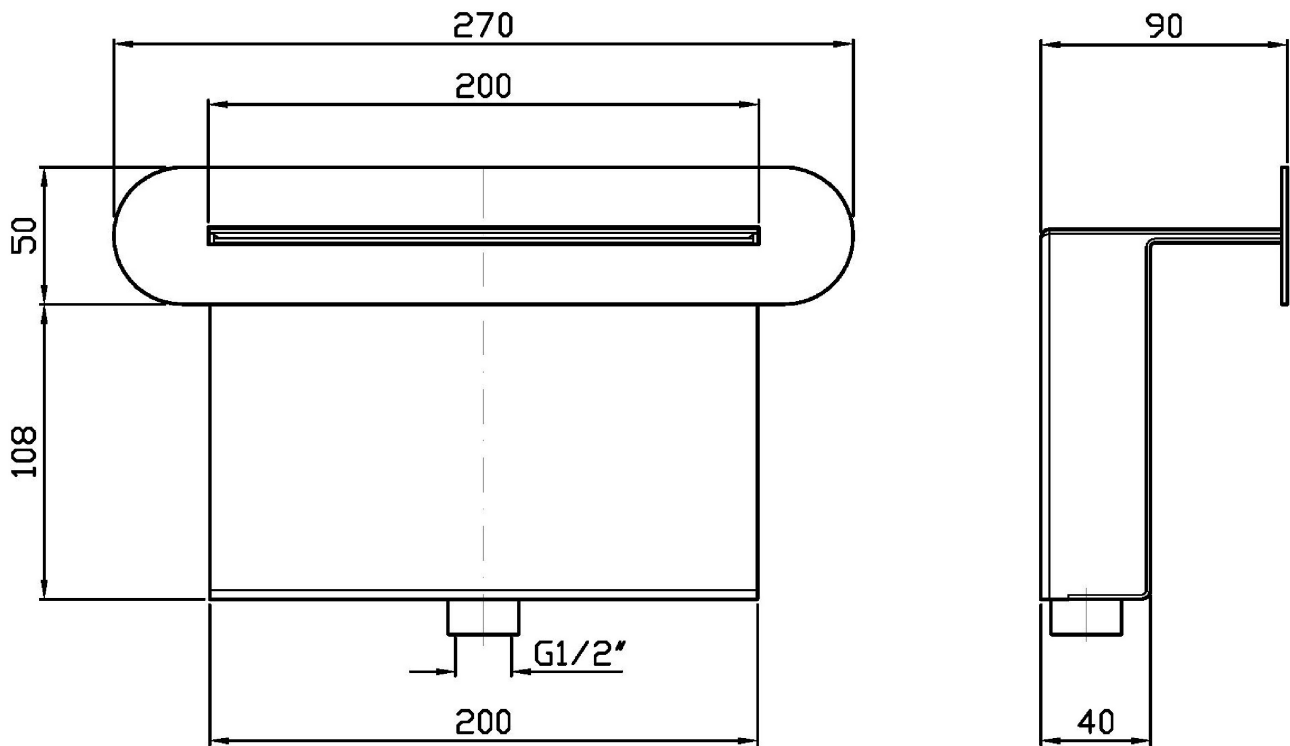
Brushed PVD copper /
Brushed PVD copper

Note / Notes

SHOWER

Z93766

Disegno Complessivo / Overall Drawing

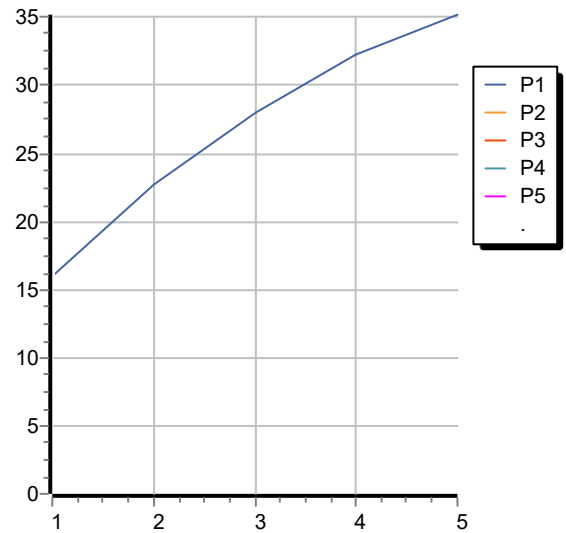


SHOWER

Z93766

Portate / Flowrates (lt/min)

PRESSIONE PRESSURE	1 BAR	2 BAR	3 BAR	4 BAR	5 BAR
GETTO LAMA BLADE FLOW <i>P1</i>	16	22,7	28	32,2	35,2
<i>P2</i>					
<i>P3</i>					
<i>P4</i>					
<i>P5</i>					



SHOWER

Z93766

Pesi e Misure / Weights and Sizes

Peso (Kg) Weight (lb)	1,59 (Kg)	3,51 (lb)
Volume test (dc3) - (in3)	5,59 (dc3)	341,12 (in3)
h (mm) - (in)	100,00 (mm)	3,94 (in)
L1 (mm) - (in)	180,00 (mm)	7,09 (in)
L2 (mm) - (in)	310,00 (mm)	12,20 (in)

